



How to film a great video

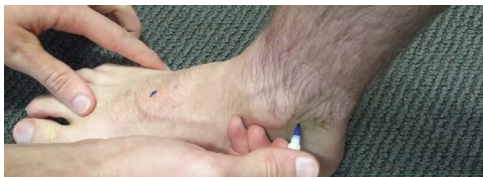
1. How to hold the camera:

Always film in landscape. If you are using a phone or a tablet hold it on the side.



2. Distance:

It is better to film further away than close up. You should be able to see the whole subject on the screen. For example: When filming a foot, make sure we can see the whole foot and a bit of the leg. When filming somebody talking, make sure you can see their whole head and shoulders.



3. Keeping still

Try to be as still as possible when holding your camera. If possible, put the camera or phone down to film. You might be able to prop it on a chair, table or bookshelf.

When holding it, try not to move your feet or arms, and don't zoom in and out.

4. Recording talking

When filming somebody speaking, go to a quiet place. There should be no other people talking, no wind or cars.

5. Re-filming

You can always film something more than once. If you don't get it right the first time, stop the recording and film the bit that went wrong again. You can ask somebody to repeat something they said or did. We can remove the mistake during editing.